

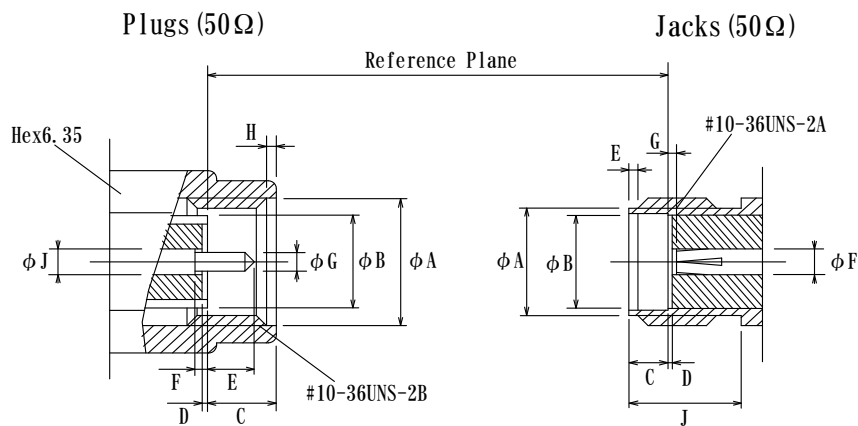
SSMA Connectors

This connector is smaller than SMA with wider frequency range.

Specifications		MIL-STD-348A	
Nominal impedance		50 Ω	
VSWR		DC~4GHz 1.3 max f:GHz	
Insulation resistance		1000MΩ min at DC 500V	
Dielectric withstanding voltage		AC 1000V 1 minute	
Temperature range		-55°C~+125°C	
Coupling Holding Force		362N (37kg) min	
Contact Mating Force		0.49N (50g) min	
Contact durability		less than 10mΩ after 500 matings	
Material	Shell	Stainless steel	Gold plated
	Center Socket Contact	Beryllium copper	Heat treated, Gold plated

Specifications may be subject to change without notice.

Interface Dimensions



	Plug	
	min	max
A	4.98	5.13
B	3.15	3.221
C	2.54	3.38
D	0.00	0.25
E	1.27	1.65
F	0.00	0.25
G	0.495	0.528
H	0.38	1.14
J	0.851	0.884

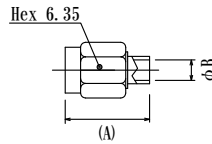
	Jack	
	min	max
A	3.89	4.06
B	3.23	3.30
C	1.91	1.96
D	0.00	0.25
E	0.51	1.02
F	0.851	0.884
G	0.00	0.25
J	5.84	-

SSMA Connectors

Semi-rigid cable, Solder type Plugs

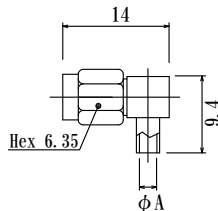
SSMAP-405G

Part No.	A	B	Material & Finish	Applicable Cable
SSMAP-405G	11.0	2.25	SUS, Au	RG-405/U 2.19mm/0.086"



Semi-rigid cable, Angle Solder type Plugs

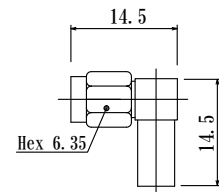
SSMAP-L-405G



Part No.	A	Material & Finish	Applicable Cable
SSMAP-L-405G	2.25	SUS, Au	RG-405/U 2.19mm/0.086"

Flexible cable, Solder Crimp type, Angle Plugs

SSMAP-L-15D



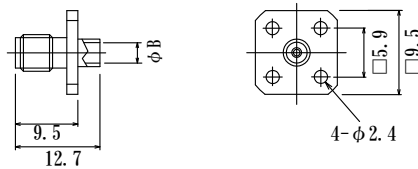
Part No.	Material & Finish	Applicable Cable
SSMAP-L-15D	Brass, Ni	1.5D-2V

Semi-rigid cable, Solder type Jacks

SSMA-4PJ-405G



Part No.	B	Material & Finish	Applicable Cable
SSMA-4PJ-405G	2.25	SUS, Au	RG-405/U 2.19mm/0.086"

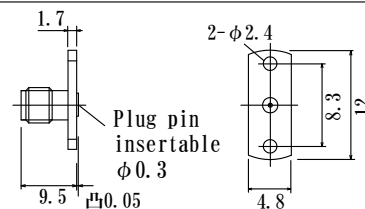


Flange Mount Jack Launcher

SSMAJ-F30P-2BT



●SUS Au

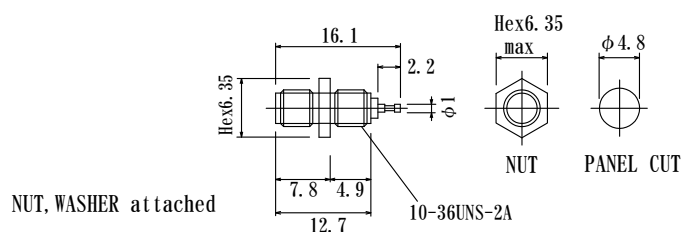


Bulkhead Receptacle

SSMAJ-BR



●Brass Ni



* mark product is made only upon order.