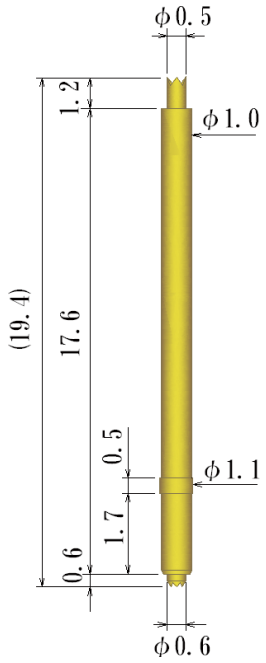
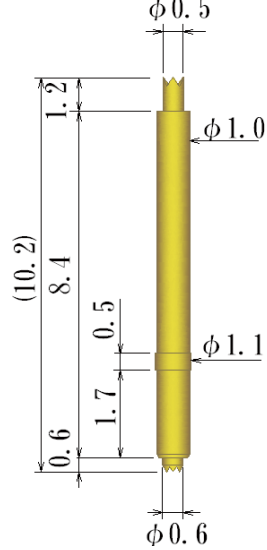
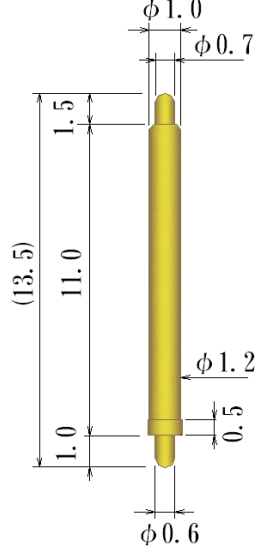


Double ended probepin
Outer Dia. $\phi 1.0\text{mm} \sim 1.2 / \phi 0.00394" \sim \phi 0.04724"$ or larger

JC Electronics Corporation
 TEL +81 3 5706 4360
 FAX +81 3 5706 4363

 <p>0.295N (30gf) at 1.4mm travel Current rating 1A</p> <p>8YF110L194</p>	 <p>0.295N (30gf) at 1.4mm travel Current rating 1A</p> <p>8YF110L102</p>	 <p>Preload 0.044N (4.5gf) 0.392N (40gf) at 1.5mm travel Current rating 1A</p> <p>8YF100L135</p>	