




# How to use the fixtures




Cable Connection to IC Sockets



Cable Connection to IDC Terminals










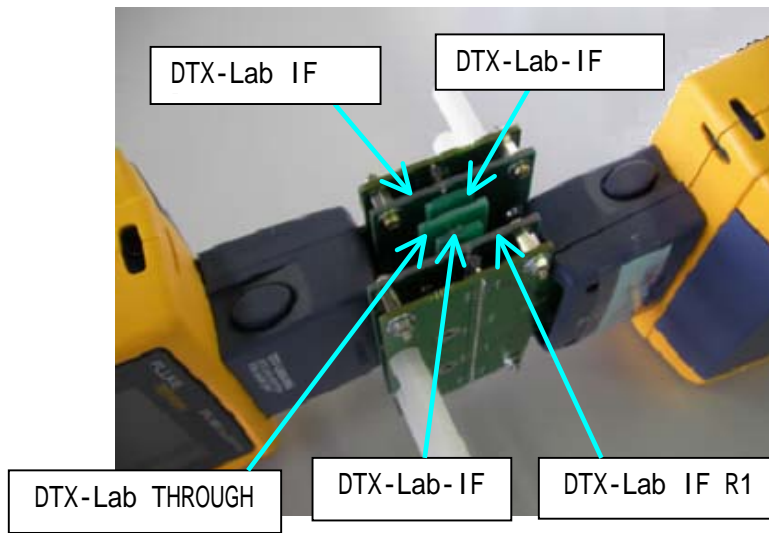
Cable Termination (Resistor Side)



Cable Termination (Socket Side)

Figure 1 Cable connection





Insertion Loss Calibration



Reflection Calibration Open , Short , Load)



NEXT Gain Calibration (A,B,C)

Figure 2 Calibration